

E-ISSN 2587-0831

Indexed in
PubMed Central
and Web of Science - ESCI

European Journal of Breast Health



Editor-in-Chief: **Vahit ÖZMEN**, Türkiye

Editor: **Atilla SORAN**, USA



SIS
ISS

SENOLOGIC INTERNATIONAL SOCIETY
INTERNATIONAL SCHOOL OF SENOLOGY



NCBC

National Consortium of Breast Centers

European Journal of Breast Health is the official journal of the Turkish Federation of Breast Diseases Societies

The Senologic International Society (SIS) and the National Consortium of Breast Centers (NCBC) are the official supporters of the journal.

eurjbreasthealth.com

VOLUME: 22 • ISSUE: 3 • JULY 2026

EUROPEAN JOURNAL OF BREAST HEALTH

European Journal of Breast Health



Global Federation of Breast Healthcare Societies

SIS is the official supporter of the
European Journal of Breast Health




TMHDF

European Journal of Breast Health
is the official journal of the
Turkish Federation of Breast Diseases
Societies

Contact

Department of General Surgery,
Istanbul University Istanbul Faculty of
Medicine, C Service apa / Istanbul
Phone/Fax : + 90 212 534 02 10


Editor-in-Chief

Vahit  zmen, M.D., F.A.C.S., Hon. Member of French National Academy of Surgery 
*Emeritus, Professor, Department of Surgery, Istanbul University, Istanbul Faculty of Medicine,
Istanbul, T rkiye*

Editor

Atilla Soran 
University of Pittsburgh, Magee-Womens Hospital, Pittsburgh, PA, USA

Associate Editors

Alexander Munding 
Marienhospital Osnabr ck, Osnabr ck, Germany

Banu Arun 
The University of Texas MD Anderson Cancer Center, Houston, TX, USA

Başak E. Dođan 
University of Texas Southwestern Medical Center, Texas, USA


Carole Mathelin 
Head of Surgery Department, Strasbourg Europe Cancer Institute (ICANS), Strasbourg, France

Erkin Arıbal 
Acıbadem Mehmet Ali Aydınlar University, Acıbadem Altunizade Hospital, Istanbul, T rkiye

Fatma Aktepe 
Professor of Pathology, Istanbul T rkiye


G rsel Soybir 
Memorial Etiler Medical Center, Istanbul, T rkiye


Ismail Jatoi 
University of Texas Health Science Center, Texas, USA

Nuran BeŐe 
Acıbadem Research Institute of Senology, Acıbadem University, Istanbul, T rkiye

Tibor Tot 
Head of Laboratory Medicine, The University of Uppsala and Dalarna, Uppsala, Sweden

Didier Verhoeven 
Department of Medical Oncology, University of Antwerp, Antwerpen, Belgium

Erol Kozanođlu 
*Department of Surgical Medical Sciences, Istanbul University, Istanbul Faculty of Medicine,
Istanbul, T rkiye*

Neslihan Cabiođlu 
*Istanbul University, Istanbul Faculty of Medicine, Department of General Surgery, Breast Unit,
Istanbul, T rkiye*

Biostatistics Editors

Birol Topcu
Namık Kemal University School of Medicine, Tekirdađ, T rkiye

Efe Sezgin
Izmir Advanced Technology Institute, Department of Food Engineering, Izmir, T rkiye

Editing Manager

Jeremy Jones

*The European Journal of Breast Health indexed in PubMed Central, Web of Science-Emerging Sources
Citation Index, Scopus, TUBITAK ULAKBIM TR Index, Embase, EBSCO, CINAHL, T rk Medline, CNKI
and DOAJ.*

Editorial Advisory Board

Alexandru Eniu

Cancer Institute, Cluj-Napoca, Romania

Ayşegül Şahin

The University of Texas MD Anderson Cancer Center, Houston, TX, USA

Barbara Lynn Smith

Massachusetts General Hospital, Boston, MA, USA

Bekir Kuru

Ondokuz Mayıs University School of Medicine, Samsun, Türkiye

Ceren Yalnız

*Department of Radiology, Breast Imaging UAB School of Medicine and
Molecular Imaging & Therapeutics Birmingham, AL*

Darius Dian

Klinik-Mednord GmbH, Department of Gynecology, Munich, Germany

David Atallah

*Department of Obstetrics and Gynecology, Hotel Dieu de France University
Hospital, Saint Joseph University, Beirut, Lebanon*

Edward Sauter

*Breast and Gynecologic Cancer Research Group, Division of Cancer Prevention,
National Cancer Institute, Maryland, USA*

Eisuke Fukuma

Breast Center, Kameda Medical Center, Kamogawa, Chiba, Japan

Eli Avisar

*Division of SurgicalOncology, Miller School of Medicine University of Miami,
Florida, USA*

Gianluca Franceschini

*Fondazione Policlinico Universitario Agostino Gemelli, IRCCS Catholic
University, Rome, Italy*

Hasan Karanlık

İstanbul University Oncology Institute, İstanbul, Türkiye

Hideko Yamauchi

St. Luke's International Hospital, Tokyo, Japan

Jens Atzpodien

*Internal Oncology and Hematology, Franziskus-Hospital Harderberg,
Georgsmarienhütte, Germany*

Jules Sumkin

Department of Radiology, University of Pittsburgh, USA

Kandace McGuire

VCU School of Medicine, VCU Massey Cancer Center, Richmond, VA, USA

Kevin S. Hughes

Harvard Medical School, Boston, MA, USA

Lisa A. Newman

University of Michigan, Comprehensive Cancer Center, Michigan, USA

Luiz Henrique Gebrim

Department of Mastology, Federal University of Sao Paulo, Sao Paulo, Brazil

Maurício Magalhães Costa

Americas Medical City Breast Center, Rio de Janeiro, Brasil

Philip Poortmans

*University of Antwerp, Faculty of Medicine and Health Sciences, Campus Drie
Eiken, Antwerp, Belgium*

Ronald Johnson

University of Pittsburgh, Magee-Womens Hospital, Pittsburgh, PA, USA

Schlomo Schneebaum

*Department of Surgery, Breast Health Center, Tel-Aviv Sourasky Medical
Center, Tel-Aviv, Israel*

Shigeru Imoto

Department of Surgery, Kyorin University School of Medicine, Tokyo, Japan

Tadeusz Pienkowski

Medical University of Gdansk, Gdansk, Poland

Aims and Scope

The European Journal of Breast Health (Eur J Breast Health) is an international, scientific, open access periodical published by independent, unbiased, and double-blinded peer-review principles journal. It is the official publication of the Turkish Federation of Breast Diseases Societies, and the Senologic International Society (SIS) is the official supporter of the journal.

The European Journal of Breast Health is published quarterly in January, April, July, and October. The publication language of the journal is English.

EJBH aims to be a comprehensive, multidisciplinary source and contribute to the literature by publishing manuscripts with the highest scientific level in the fields of research, diagnosis, and treatment of all breast diseases; scientific, biologic, social and psychological considerations, news and technologies concerning the breast, breast care and breast diseases.

The journal publishes original research articles, reviews, letters to the editor, brief correspondences, meeting reports, editorial summaries, observations, novel ideas, basic and translational research studies, clinical and epidemiological studies, treatment guidelines, expert opinions, commentaries, clinical trials and outcome studies on breast health, biology and all kinds of breast diseases, and very original case reports that are prepared and presented according to the ethical guidelines.

TOPICS within the SCOPE of EJBH concerning breast health, breast biology and all kinds of breast diseases:

Epidemiology, Risk Factors, Prevention, Early Detection, Diagnosis and Therapy, Psychological Evaluation, Quality of Life, Screening, Imaging Management, Image-guided Procedures, Immunotherapy, molecular Classification, Mechanism-based Therapies, Carcinogenesis, Hereditary Susceptibility, Survivorship, Treatment Toxicities, and Secondary Neoplasms, Biophysics, Mechanisms of Metastasis, Microenvironment, Basic and Translational Research, Integrated Treatment Strategies, Cellular Research and Biomarkers, Stem Cells, Drug Delivery Systems, Clinical Use of Anti-therapeutic Agents, Radiotherapy, Chemotherapy, Surgery, Surgical Procedures and Techniques, Palliative Care, Patient Adherence, Cosmesis, Satisfaction and Health Economic Evaluations.

The target audience of the journal includes specialists and medical professionals in surgery, oncology, breast health and breast diseases.

The editorial and publication processes of the journal are shaped in accordance with the guidelines of the International Committee of Medical Journal Editors (ICMJE), World Association of Medical Editors (WAME), Council of Science Editors (CSE), Committee on Publication Ethics (COPE), European Association of Science Editors (EASE), and National Information Standards Organization (NISO). The journal conforms with the Principles of Transparency and Best Practice in Scholarly Publishing (doaj.org/bestpractice).

The European Journal of Breast Health indexed in PubMed Central, Web of Science-Emerging Sources Citation Index, TUBITAK ULAKBIM TR Index, Embase, EBSCO, CINAHL, Scopus.

Submission Fee

The European Journal of Breast Health (Eur J Breast Health) has an open access to all articles published by itself and provides online free access as soon as it is published in the journal. We have published our journal for more than 15 years without any requests from you. But today, European Journal of Breast Health has had to charge you a low fee (150\$) at the time of application to cover its increasing costs for services.

Open Access Policy

This journal provides immediate open and free access to its content on the principle that making research freely available to the public supports a greater global exchange of knowledge.

Open Access Policy is based on the rules of the Budapest Open Access Initiative (BOAI) <http://www.budapestopenaccessinitiative.org/>. By "open access" to peer-reviewed research literature, we mean its free availability on the public internet, permitting any users to read, download, copy, distribute, print, search, or link to the full texts of these articles, crawl them for indexing, pass them as data to software, or use them for any other lawful purpose, without financial, legal, or technical barriers other than those inseparable from gaining access to the internet itself. The only constraint on reproduction and distribution, and the

only role for copyright in this domain, should be to give authors control over the integrity of their work and the right to be properly acknowledged and cited.

This work is licensed under a Creative Commons Attribution-NonCommercial-NoDerivatives 4.0 (C BY-NC-ND) International License.

C BY-NC-ND: This license allows reusers to copy and distribute the material in any medium or format in unadapted form only, for noncommercial purposes only, and only so long as attribution is given to the creator.

CC BY-NC-ND includes the following elements:

BY – Credit must be given to the creator

NC – Only noncommercial uses of the work are permitted

ND – No derivatives or adaptations of the work are permitted

Please contact the publisher for your permission to use requests.

Contact: info@eurjbreasthealth.com

All expenses of the journal are covered by the Turkish Federation of Breast Diseases Societies and the Senologic International Society (SIS). Potential advertisers should contact the Editorial Office. Advertisement images are published only upon the Editor-in-Chief's approval.

Statements or opinions expressed in the manuscripts published in the journal reflect the views of the author(s) and not the opinions of the Turkish Federation of Breast Diseases Societies, editors, editorial board, and/or publisher; the editors, editorial board, and publisher disclaim any responsibility or liability for such materials.

All published content is available online, free of charge at www.eurjbreasthealth.com.

Turkish Federation of Breast Diseases Societies holds the international copyright of all the content published in the journal.



Editor in Chief: Prof. Vahit ÖZMEN

Address: Department of General Surgery, İstanbul University İstanbul Faculty of Medicine, Çapa, İstanbul

Phone : +90 (212) 534 02 10

Fax : +90 (212) 534 02 10

E-mail : editor@eurjbreasthealth.com

Web : www.eurjbreasthealth.com

Publisher: Galenos Yayınevi

Address: Molla Gürani Mah. Kaçamak Sok. 21/1 Fındıkzade, Fatih, İstanbul, Türkiye

Phone : +90 (530) 177 30 97

E-mail : info@galenos.com.tr

Web : www.galenos.com.tr

The European Journal of Breast Health (Eur J Breast Health) is an international, open access, online-only periodical published in accordance with the principles of independent, unbiased, and double-blinded peer-review.

The journal is owned by Turkish Federation of Breast Diseases Societies and affiliated with Senologic International Society (SIS), and it is published quarterly on January, April, July, and October. The publication language of the journal is English. The target audience of the journal includes specialists and medical professionals in general surgery and breast diseases.

The editorial and publication processes of the journal are shaped in accordance with the guidelines of the International Council of Medical Journal Editors (ICMJE), the World Association of Medical Editors (WAME), the Council of Science Editors (CSE), the Committee on Publication Ethics (COPE), the European Association of Science Editors (EASE), and National Information Standards Organization (NISO). The journal conforms to the Principles of Transparency and Best Practice in Scholarly Publishing (doaj.org/bestpractice).

Originality, high scientific quality, and citation potential are the most important criteria for a manuscript to be accepted for publication. Manuscripts submitted for evaluation should not have been previously presented or already published in an electronic or printed medium. The journal should be informed of manuscripts that have been submitted to another journal for evaluation and rejected for publication. The submission of previous reviewer reports will expedite the evaluation process. Manuscripts that have been presented in a meeting should be submitted with detailed information on the organization, including the name, date, and location of the organization.

Manuscripts submitted to the European Journal of Breast Health will go through a double-blind peer-review process. Each submission will be reviewed by at least two external, independent peer reviewers who are experts in their fields in order to ensure an unbiased evaluation process. The editorial board will invite an external and independent editor to manage the evaluation processes of manuscripts submitted by editors or by the editorial board members of the journal. The Editor in Chief is the final authority in the decision-making process for all submissions.

An approval of research protocols by the Ethics Committee in accordance with international agreements (World Medical Association Declaration of Helsinki "Ethical Principles for Medical Research Involving Human Subjects," amended in October 2013, www.wma.net) is required for experimental, clinical, and drug studies and for some case reports. If required, ethics committee reports or an equivalent official document will be requested from the authors. For manuscripts concerning experimental research on humans, a statement should be included that shows that written informed consent of patients and volunteers was obtained following a detailed explanation of the procedures that they may undergo. For studies carried out on animals, the measures taken to prevent pain and suffering of the animals should be stated clearly. Information on patient consent, the name of the ethics committee, and the ethics committee approval number should also be stated in the Materials and Methods section of the manuscript. It is the authors' responsibility to protect the patients' anonymity carefully. For photographs that may reveal the identity of the patients, signed releases of the patient or their legal representative should be enclosed.

All submissions are screened by a similarity detection software (iThenticate by CrossCheck).

In the event of alleged or suspected research misconduct, e.g., plagiarism, citation manipulation, and data falsification/fabrication, the Editorial Board will follow and act in accordance with COPE guidelines.

Each individual listed as an author should fulfill the authorship criteria recommended by the International Committee of Medical Journal Editors

(ICMJE - www.icmje.org). The ICMJE recommends that authorship be based on the following 4 criteria:

1. Substantial contributions to the conception or design of the work; or the acquisition, analysis, or interpretation of data for the work; AND
2. Drafting the work or revising it critically for important intellectual content; AND
3. Final approval of the version to be published; AND
4. Agreement to be accountable for all aspects of the work in ensuring that questions related to the accuracy or integrity of any part of the work are appropriately investigated and resolved.

In addition to being accountable for the parts of the work he/she has done, an author should be able to identify which co-authors are responsible for specific other parts of the work. In addition, authors should have confidence in the integrity of the contributions of their co-authors.

All those designated as authors should meet all four criteria for authorship, and all who meet the four criteria should be identified as authors. Those who do not meet all four criteria should be acknowledged in the title page of the manuscript.

The European Journal of Breast Health requires corresponding authors to submit a signed and scanned version of the Copyright Transfer and Acknowledgement of Authorship Form (available for download through www.eurjbreasthealth.com) during the initial submission process in order to act appropriately on authorship rights and to prevent ghost or honorary authorship. If the editorial board suspects a case of "gift authorship," the submission will be rejected without further review. As part of the submission of the manuscript, the corresponding author should also send a short statement declaring that he/she accepts to undertake all the responsibility for authorship during the submission and review stages of the manuscript.

European Journal of Breast Health requires and encourages the authors and the individuals involved in the evaluation process of submitted manuscripts to disclose any existing or potential conflicts of interests, including financial, consultant, and institutional, that might lead to potential bias or a conflict of interest. Any financial grants or other support received for a submitted study from individuals or institutions should be disclosed to the Editorial Board. To disclose a potential conflict of interest, the ICMJE Potential Conflict of Interest Disclosure Form should be filled in and submitted by all contributing authors. Cases of a potential conflict of interest of the editors, authors, or reviewers are resolved by the journal's Editorial Board within the scope of COPE and ICMJE guidelines.

The Editorial Board of the journal handles all appeal and complaint cases within the scope of COPE guidelines. In such cases, authors should get in direct contact with the editorial office regarding their appeals and complaints. When needed, an ombudsperson may be assigned to resolve cases that cannot be resolved internally. The Editor in Chief is the final authority in the decision-making process for all appeals and complaints.

When submitting a manuscript to the European Journal of Breast Health, authors accept to assign the copyright of their manuscript to Turkish Federation of Breast Diseases Societies. If rejected for publication, the copyright of the manuscript will be assigned back to the authors. European Journal of Breast Health requires each submission to be accompanied by a Copyright Transfer and Acknowledgement of Authorship Form (available for download at www.eurjbreasthealth.com). When using previously published content, including figures, tables, or any other material in both print and electronic formats, authors must obtain permission from the copyright holder. Legal, financial and criminal liabilities in this regard belong to the author(s).

Statements or opinions expressed in the manuscripts published in European Journal of Breast Health reflect the views of the author(s) and not the opinions of the editors, the editorial board, or the publisher; the editors, the editorial board, and the publisher disclaim any responsibility or liability for such materials. The final responsibility in regard to the published content rests with the authors.

Instructions to Authors

Submission Fee

The European Journal of Breast Health (Eur J Breast Health) has an open access to all articles published by itself and provides online free access as soon as it is published in the journal. We have published our journal for more than 15 years without any requests from you. But today, your journal has had to charge you a low fee (100\$) at the time of application to cover its increasing costs for services.

The services provided in this context are the provision of systems for editors and authors, editorial work, provision of article designs, the establishment of indexing links, provision of other publishing services and support services.

You can take a look at the unbiased article evaluation process here. If you find a problem with the open access status of your article or licensing, you can contact editor@eurjbresthealth.com

After your submission to the Eur J Breast Health evaluation system, the submission fees are collected from you or through your fund provider, institution or sponsor.

Eur J Breast Health regularly reviews the fees of submission fees and may change the fees for submission fees. When determining the costs for Eur J Breast Health submission fees, it decides according to the following developments.

- Quality of the journal,
- Editorial and technical processes of the journal,
- Market conditions,
- Other revenue streams associated with the journal

You can find the submission fees fee list here.

Article type	Price
Original articles	\$150
Editorial comment	Free of charge
Review article (No application fee will be charged from invited authors)	\$150
Case report	\$150
Letter to the editor	Free of charge
Images in clinical practices	Free of charge
Current opinion	Free of charge
Systematic review	\$150

When and How do I pay?

After the article is submitted to the Eur J Breast Health online evaluation system, an email regarding payment instructions will be sent to the corresponding author.

The editorial review process will be initiated after the payment has been made for the article.

There are two options to purchase the submission fee:

1- Making a remittance

The payment is needed to be made to the account number below. While purchasing the submission fee, please indicate your article manuscript title in the payment description section.

Account no/IBAN: TR49 0011 1000 0000 0098 1779 82 (TL)
 TR17 0011 1000 0000 0098 5125 29 (USD)
 TR73 0011 1000 0000 0098 5125 88 (EUR)

Account name: Meme Hastalıkları Dernekleri Federasyonu İktisadi İşletmesi

Branch code (QNB Finans Bank Cerrahpaşa): 1020

Swift code: FNNBTRISOPS

NOTE: All authors must pay the bank wire fee additionally. Otherwise, the deducted amount of the submission fee is requested from the author.

2- Virtual POS method (Credit card payment with 3D Secure)

The payment link will be sent to you for your purchase. You can contact us if you have further questions in this regard.

If you believe payment instructions are not in your email contact us via the email addresses payment@eurjbresthealth.com and journalpay@tmhdf.org.tr

Refund policy:

The Eur J Breast Health will refund the overpayments of the submission fees for the same article or in case of multiple payments by the authors and financiers as free submission fees payment code to be used in the submission fees system.

Withdrawal of the article; There is no refund for articles whose editorial review has started in the Eur J Breast Health system. You can view article retraction policies here.

Returning the article to the author; The European Journal of Breast Health will refund the submission fees with a coupon code if the article is returned to the author. Using this code, authors can use the submission fees of different articles without making a new payment. You can view article return policies here.

Rejecting or accepting the article; Eur J Breast Health does not refund any submission fees for articles whose editorial process has started, and the process has been completed.

MANUSCRIPT PREPARATION

The manuscripts should be prepared in accordance with ICMJE-Recommendations for the Conduct, Reporting, Editing, and Publication of Scholarly Work in Medical Journals (updated in December 2019 - <http://www.icmje.org/icmje-recommendations>). Authors are required to prepare manuscripts in accordance with the CONSORT guidelines for randomized research studies, STROBE guidelines for observational original research studies, STARD guidelines for studies on diagnostic accuracy, PRISMA guidelines for systematic reviews and meta-analysis, ARRIVE guidelines for experimental animal studies, and TREND guidelines for non-randomized public behaviour.

Manuscripts can only be submitted through the journal's online manuscript submission and evaluation system, available at www.eurjbresthealth.com. Manuscripts submitted via any other medium will not be evaluated.

Manuscripts submitted to the journal will first go through a technical evaluation process where the editorial office staff will ensure that the manuscript has been prepared and submitted in accordance with the journal's guidelines. Submissions that do not conform to the journal's guidelines will be returned to the submitting author with technical correction requests.

Authors are required to submit the following:

- Copyright Transfer and Acknowledgement of Authorship Form, and
- ICMJE Potential Conflict of Interest Disclosure Form (should be filled in by all contributing authors)

during the initial submission. These forms are available for download at www.eurjbresthealth.com.

Preparation of the Manuscript

Title page: A separate title page should be submitted with all submissions, and this page should include:

- The full title of the manuscript as well as a short title (running head) of no more than 50 characters,
- Name(s), affiliations, and highest academic degree(s) of the author(s),
- Grant information and detailed information on the other sources of support,
- Name, address, telephone (including the mobile phone number) and fax numbers, and email address of the corresponding author,
- Acknowledgment of the individuals who contributed to the preparation of the manuscript but who do not fulfill the authorship criteria.

Abstract: An English abstract should be submitted with all submissions except for Letters to the Editor. The abstract of Original Articles should be structured with subheadings (Objective, Materials and Methods, Results, and Conclusion). Please check Table 1 below for word count specifications.

Keywords: Each submission must be accompanied by a minimum of three to a maximum of six keywords for subject indexing at the end of the abstract. The keywords should be listed in full without abbreviations. The keywords should be selected from the National Library of Medicine, Medical Subject Headings database (<https://www.nlm.nih.gov/mesh/MBrowser.html>).

Key Points: All submissions except letters to the editor should be accompanied by 3 to 5 “key points” which should emphasize the most noteworthy results of the study and underline the principle message that is addressed to the reader. This section should be structured as itemized to give a general overview of the article. Since “Key Points” targeting the experts and specialists of the field, each item should be written as plain and straightforward as possible.

Manuscript Types

Original Articles: This is the most important type of article since it provides new information based on original research. The main text of original articles should be structured with “Introduction”, “Materials and Methods”, “Results”, “Discussion and Conclusion” subheadings. Please check Table 1 for the limitations for Original Articles.

Statistical analysis to support conclusions is usually necessary. Statistical analyses must be conducted in accordance with international statistical reporting standards (Altman DG, Gore SM, Gardner MJ, Pocock SJ. Statistical guidelines for contributors to medical journals. *Br Med J* 1983; 7; 1489-93). Information on statistical analyses should be provided with a separate subheading under the Materials and Methods section, and the statistical software that was used during the process must be specified.

Units should be prepared in accordance with the International System of Units (SI).

Editorial Comments: Editorial comments aim to provide a brief critical commentary by reviewers with expertise or with high reputation in the topic of the research article published in the journal. Authors are selected and invited by the journal to provide such comments. Abstract, Keywords, and Tables, Figures, Images, and other media are not included.

Review Articles: Reviews prepared by authors who have extensive knowledge on a particular field and whose scientific background has been translated into a high volume of publications with a high citation potential are welcomed. These authors may even be invited by the journal. Reviews should describe, discuss, and evaluate the current level of knowledge of a topic in clinical practice and should guide future studies. The main text should contain Introduction, Clinical and Research Consequences, and Conclusion sections. Please check Table 1 for the limitations for Review Articles.

Case Reports: There is limited space for case reports in the journal and reports on rare cases or conditions that constitute challenges in diagnosis and treatment, those offering new therapies or revealing knowledge not included in the literature, and interesting and educative case reports are accepted for publication. The text should include “Introduction”, “Case Presentation”, “Discussion and Conclusion” subheadings. Please check Table 1 for the limitations for Case Reports.

Letters to the Editor: This type of manuscript discusses important parts, overlooked aspects, or lacking parts of a previously published article. Articles on subjects within the scope of the journal that might attract the readers’ attention, particularly educative cases, may also be submitted in the form of a “Letter to the Editor.” Readers can also present their comments on the published manuscripts in the form of a “Letter to the Editor.” Abstract, Keywords, and Tables, Figures, Images, and other media should not be included. The text should be unstructured. The manuscript that is being commented on must be properly cited within this manuscript.

Images in Clinical Practices: Our journal accepts original high-quality images related to the cases that we come across during clinical practices, that cite the importance or infrequency of the topic, make the visual quality stand out and present important information that should be shared in academic platforms. Titles of the images should not exceed 10 words. Images can be signed by no more than 3 authors. Figure legends are limited to 200 words, and the number of figures is limited to 3. Video submissions will not be considered.

Current Opinion: Current Opinion provides readers with a commentary of either recently published articles in the European Journal of Breast Health or some other hot topic selected articles. Authors are selected and invited by the journal for such commentaries. This type of article contains three main sections titled as Background, Present Study, and Implications. Authors are expected to describe the background of the subject/study briefly, critically discuss the present research, and provide insights for future studies.

Table 1. Limitations for each manuscript type

Type of manuscript	Word limit	Abstract word limit	Reference limit	Table limit	Figure limit
Original Article	3500	250 (Structured)	30	6	7 or total of 15 images
Review Article	5000	250	50	6	10 or total of 20 images
Case Report	1000	200	15	No tables	10 or total of 20 images
Letter to the Editor	500	No abstract	5	No tables	No media
Current Opinion	300	No abstract	5	No tables	No media

Tables

Tables should be included in the main document, presented after the reference list, and they should be numbered consecutively in the order they are referred to within the main text. A descriptive title must be placed above the tables. Abbreviations used in the tables should be defined below the tables by footnotes (even if they are defined within the main text). Tables should be created using the “insert table”

Instructions to Authors

command of the word processing software, and they should be arranged clearly to provide easy reading. Data presented in the tables should not be a repetition of the data presented within the main text but should be supporting the main text.

Figures and Figure Legends

Figures, graphics, and photographs should be submitted as separate files (in TIFF or JPEG format) through the submission system. The files should not be embedded in a Word document or the main document. When there are figure subunits, the subunits should not be merged to form a single image. Each subunit should be submitted separately through the submission system. Images should not be labeled (a, b, c, etc.) to indicate figure subunits. Thick and thin arrows, arrowheads, stars, asterisks, and similar marks can be used on the images to support figure legends. Like the rest of the submission, the figures too should be blind. Any information within the images that may indicate an individual or institution should be blinded. The minimum resolution of each submitted figure should be 300 DPI. To prevent delays in the evaluation process, all submitted figures should be clear in resolution and large in size (minimum dimensions: 100 × 100 mm). Figure legends should be listed at the end of the main document.

All acronyms and abbreviations used in the manuscript should be defined at first use, both in the abstract and in the main text. The abbreviation should be provided in parentheses following the definition.

When a drug, product, hardware, or software program is mentioned within the main text, product information, including the name of the product, the producer of the product, and city and the country of the company (including the state if in USA), should be provided in parentheses in the following format: "Discovery St PET/CT scanner (General Electric, Milwaukee, WI, USA)"

All references, tables, and figures should be referred to within the main text, and they should be numbered consecutively in the order they are referred to within the main text.

Limitations, drawbacks, and the shortcomings of original articles should be mentioned in the Discussion section before the conclusion paragraph.

References

While citing publications, preference should be given to the latest, most up-to-date publications. If an ahead-of-print publication is cited, the DOI number should be provided. Authors are responsible for the accuracy of references. Journal titles should be abbreviated in accordance with the journal abbreviations in Index Medicus/ MEDLINE/PubMed. All authors should be listed if an article has six or less authors; it should not be represented by "et al." in articles. Arabic numbers in parentheses. References published in PubMed should have a PMID: xxxxxx at the end of it, which should be stated in parenthesis. The reference styles for different types of publications are presented in the following examples.

Journal Article: Little FB, Koufman JA, Kohut RI, Marshall RB. Effect of gastric acid on the pathogenesis of subglottic stenosis. *Ann Otol Rhinol Laryngol* 1985; 94:516-519. (PMID: 4051410)

Book Section: Suh KN, Keystone JS. Malaria and babesiosis. Gorbach SL, Barlett JG, Blacklow NR, editors. *Infectious Diseases*. Philadelphia: Lippincott Williams; 2004.p.2290-308.

Books with a Single Author: Sweetman SC. *Martindale the Complete Drug Reference*. 34th ed. London: Pharmaceutical Press; 2005.

Editor(s) as Author: Huizing EH, de Groot JAM, editors. *Functional reconstructive nasal surgery*. Stuttgart-New York: Thieme; 2003.

Conference Proceedings: Bengissson S, Sothemin BG. Enforcement of data protection, privacy and security in medical informatics. In: Lun KC, Degoulet P, Piemme TE, Rienhoff O, editors. *MEDINFO 92. Proceedings of the 7th World Congress on Medical Informatics*; 1992 Sept 6-10; Geneva, Switzerland. Amsterdam: North-Holland; 1992. pp.1561-5.

Scientific or Technical Report: Cusick M, Chew EY, Hoogwerf B, Agrón E, Wu L, Lindley A, et al. Early Treatment Diabetic Retinopathy Study Research Group. Risk factors for renal replacement therapy in the Early Treatment Diabetic Retinopathy Study (ETDRS). *Early Treatment Diabetic Retinopathy Study Kidney Int*: 2004. Report No: 26.

Thesis: Yılmaz B. Ankara Üniversitesindeki Öğrencilerin Beslenme Durumları, Fiziksel Aktiviteleri ve Beden Kitle İndeksleri Kan Lipidleri Arasındaki İlişkiler. H.Ü. Sağlık Bilimleri Enstitüsü, Doktora Tezi. 2007.

Manuscripts Accepted for Publication, Not Published Yet: Slots J. The microflora of black stain on human primary teeth. *Scand J Dent Res*. 1974.

Epub Ahead of Print Articles: Cai L, Yeh BM, Westphalen AC, Roberts JP, Wang ZJ. Adult living donor liver imaging. *Diagn Interv Radiol*. 2016 Feb 24. doi: 10.5152/dir.2016.15323. [Epub ahead of print].

Manuscripts Published in Electronic Format: Morse SS. Factors in the emergence of infectious diseases. *Emerg Infect Dis* (serial online) 1995 Jan-Mar (cited 1996 June 5): 1(1): (24 screens). Available from: URL: [http:// www.cdc.gov/ncidod/eid/cid.htm](http://www.cdc.gov/ncidod/eid/cid.htm).

REVISIONS

When submitting a revised version of a paper, the author must submit a detailed "Response to the reviewers" that states point by point how each issue raised by the reviewers has been covered and where it can be found (each reviewer's comment, followed by the author's reply and line numbers where the changes have been made) as well as an annotated copy of the main document. Revised manuscripts must be submitted within 30 days from the date of the decision letter. If the revised version of the manuscript is not submitted within the allocated time, the revision option may be cancelled. If the submitting author(s) believe that additional time is required, they should request this extension before the initial 30-day period is over.

Accepted manuscripts are copy-edited for grammar, punctuation, and format. Once the publication process of a manuscript is completed, it is published online on the journal's webpage as an ahead-of-print publication before it is included in its scheduled issue. A PDF proof of the accepted manuscript is sent to the corresponding author, and their publication approval is requested within 2 days of their receipt of the proof.

Editor in Chief: Prof. Vahit ÖZMEN

Address: Department of General Surgery, İstanbul University İstanbul Faculty of Medicine, Çapa, İstanbul

Phone : +90 (212) 534 02 10

Fax : +90 (212) 534 02 10

E-mail : editor@eurjbresthealth.com

Web : www.eurjbresthealth.com

Publisher: Galenos Yayınevi

Address: Molla Gürani Mah. Kaçamak Sok. 21/1 Fındıkzade, Fatih, İstanbul, Türkiye

Phone : +90 (530) 177 30 97

E-mail : info@galenos.com.tr

Web : www.galenos.com.tr

Contents

REVIEW

- 240 **Next-Generation Therapeutic Targets in Triple-Negative Breast Cancer**
Kalsoom Mohammed Saleem, Mahira Firudin Amirova, Javanshir Ali Rahimov, Khaleddin Novruz Musayev, Ellada Eldar Huseynova, Nigar Veli Melikova; Islamabad, Pakistan; Baku, Azerbaijan

ORIGINAL ARTICLES

- 248 **Expression and Survival Analysis Show High Mobility Group (HMG) Family as Prognostic Biomarkers in Breast Cancer**
Ehtesham Ahmed Shariff, Ahmed Azharuddin, Rateb Abu-Zaid, Ahmed Al-Wathinani, Eid Basheer Alenazy, Raiyan Ehtesham Ahmed Sharieff; Riyadh, Saudi Arabia
- 261 **Cost of Breast Cancer Treatment by Comorbidity in Dubai, the United Arab Emirates: A Retrospective Data Analytical Approach**
Meenu Mahak Soni, Noora Almulla, Heba Mohammed Mamdouh; Dubai, United Arab Emirates; Alexandria, Egypt
- 270 **Personalized Treatment Outcomes in Idiopathic Granulomatous Mastitis: A Retrospective Study of Ninety-Two Patients**
Rashad Jafarov, Altay Aliyev, Iqbal Babazade, Rena Abdullayeva, Khayala Sharifova, Nihad Asadov, Elgun Samedov; Baku, Azerbaijan
- 279 **Redefining Margin Assessment in Breast Conservation Surgery: Surgeon-Performed Intraoperative Ultrasound as a Reliable Alternative to Radiologic and Mammographic Assessment**
Tabrej Alam, Arvind Baghel, Devashish Mishra, Ranu Tiwari Mishra, Shyam Ji Rawat, Sanjay Kumar Yadav, Dhananjaya Sharma; Jabalpur, India
- 285 **Safety and Early Outcomes of Immediate Autologous Breast Reconstruction in Advanced Breast Cancer: An Indian Experience**
Meenu Jose, Shivani Sable, Tabassum Wadasadawala, Rajiv Sarin, Rima Pathak, Revathy Krishnamurthy, Shalaka Joshi, Vinaykant Shankhdhar, Dushyant Jaiswal, Saumya Mathews, Mayur Mantri; Mumbai, India
- 294 **Outcomes of Chest Wall Perforator Flaps for Partial Breast Reconstruction: A Single-Center, Single-Surgeon Experience**
Waleed Burhamah, Unnati Shah, Karisma Sharma, Caroline Xiangmei, Iqbal Javeria; Birmingham, United Kingdom
- 307 **Development and Internal Validation of a Clinical Data-Based Machine Learning Web Calculator for Predicting Recurrence in Granulomatous Lobular Mastitis: A Multicenter Retrospective Study**
Jiao Feng, Ruiyang Wu, Jin Chen, Yi Li; Chengdu, China
- 318 **Real-World Effectiveness and Safety of Tucatinib, Trastuzumab, and Capecitabine in HER2-Positive Advanced Breast Cancer: A Multicenter Portuguese Study**
Rita Quaresma Ferreira, Carolina Brandão Monteiro, Ana Catarina Dias, Francisca Abreu, Bogdana Darimits, Maria João Oura, Inês Ângelo, Joana Cabral, Alice Figueiredo, Ricardo Ferreira, Diogo Alpuim Costa, Maria Teresa Marques, Tiago Pina-Cabral, Filipe Araújo, Sandra Bento, Catarina Lopes Fernandes, Mariana Santiago, Bruno Silva, Maria Alexandra Montenegro, Diana Cardoso Simão, Leonor Fernandes, Sónia Duarte Oliveira; Lisbon, Guimarães, Coimbra, Porto, Barreiro, Espinho, Sintra, Cascais, Setúbal, Santarém, Matosinhos, Seixal, Odivelas, Portugal; Cleveland, United States
- 328 **Survey of the Senologic International Society (SIS) on the Use of Preoperative Breast MRI in Early-Stage Breast Cancer: A Global Perspective on Current Practice**
Alexander Munding, Carolin Munding, Darius Dian, Thorsten Heilmann, Shigeru Imoto, Atilla Soran, Wendie A Berg, Tolga Ozmen, Mitsuhiro Tozaki, Katja Siegmann-Luz, Ayfer Kamali Polat, Salette de Jesus Fonseca Rêgo, Pieter De Visschere, Sylvia H. Heywang-Köbrunner, Dionysios Koufoudakis, Bolivar Arboleda-Osorio, Maurício Magalhães Costa, Tadeusz Pieńkowski, Paula Podolski, Vahit Ozmen, Schlomo Schneebaum, Constanze Elfgen, Lydia Ioannidou-Mouzaka, Marianna Telesca, Manisha Bahl, Makus Müller-Schimpfle, Vaidotas Cesna, Siarhei Kharuzhyk, Carole Mathelin; Georgsmarienhütte, Muenster, Munich, Berlin, Frankfurt, Germany; Zurich, Switzerland; Tokyo, Kagoshima, Japan; Pennsylvania, Massachusetts, Puerto Rico, USA; Samsun, Istanbul, Türkiye; Rio de Janeiro, Brazil; Ghent, Belgium; Nicosia, Cyprus; Warsaw, Poland; Zagreb, Croatia; Tel Aviv, Israel; Athens, Greece; Kaunas, Lithuania; Minsk, Belarus; Strasbourg, France

Contents

340 **Grisotti versus Wise-Pattern Oncoplastic Reconstruction in Central Breast Cancer: A Randomized Controlled Study**
Ismail Ahmed Shafik, Sherif Mohamed Mokhtar, Kerolos A. Barsoum, Abdelrahman Lotfy, Abdelrahman M. Mohamed, Muhammed Hussein Khalifa, Ahmed Shafik Jr., Mahmoud Ali Abdel-Mohsen; Cairo, Egypt

350 **Interim Breast MRI for Predicting Pathologic Complete Response After Neoadjuvant Chemotherapy in Early Breast Cancer**
Eri Kato, Hideo Shigematsu, Ai Amioka, Shinsuke Sasada, Takayuki Kadoya, Morihito Okada; Hiroshima, Izumo, Japan

CASE REPORTS

358 **Axillary Lymph Node Calcifications due to Tattoo Pigment: A Radiologic-Pathologic Correlation**
Manuel López-Herrero, Mireia Pitarch, Mario Giner, David López-Segura, Rodrigo Alcantara; Madrid, Barcelona, Spain

363 **Bilateral Myeloid Sarcoma of Breast: A Case Report and Discussion**
Lian Li, Zhi Liu, Huiling Zhang, Yudie Zou, Yingjia Li; Guangdong, China

LETTERS TO EDITOR

368 **Axillary De-Escalation: Precision Matters**
Wiebren A. Tjalma; Edegem, Wilrijk, Belgium

370 **Comment on: “Robotic and Endoscopic Minimally Invasive Breast Surgery: A Narrative Synthesis on Divergent Global Adoption and Emerging Trends”**
Vasileios Kalles, Antonio Toesca, Apostolos Mitrousias, Ioannis Papapanagiotou; Glyfada, Greece; Candiolo, Italy

CONFERENCE ABSTRACTS